


RE1206ZZ-XXXXJN-93 Features:

- Wraparound w/ Both Pads Extended Configuration
- Solder Attachment
- Customer Defined Testing Available
- RoHS Compliant Available
- Tape & Reel or Waffle Pack Available (Standard is bulk)
- 5% Resistor Tolerance

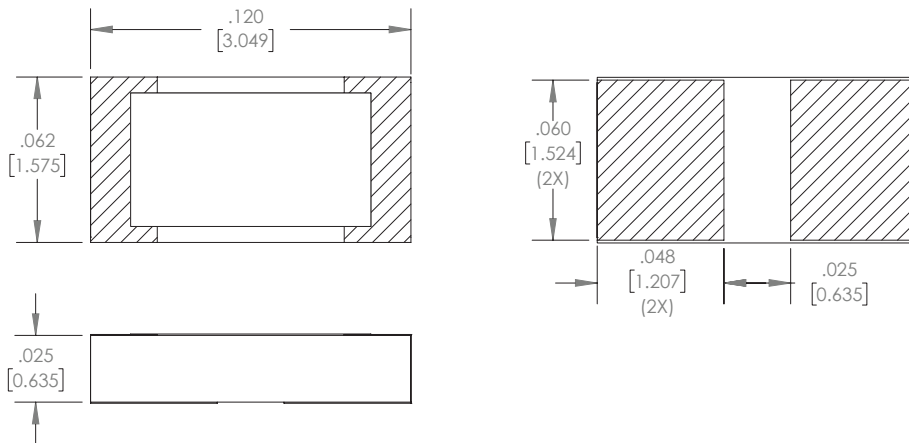


RE1206ZZ-XXXXJN-93 Parameters:

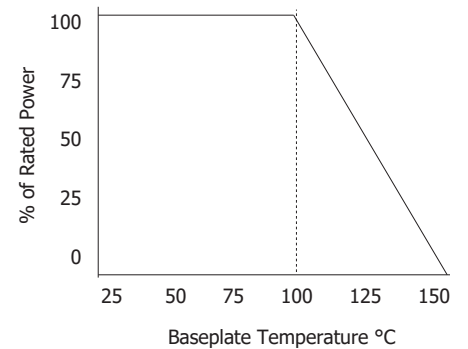
Resistance Range: 0.5Ω - 1MΩ
 Rated Power: 5W*
 Construction: Thick Film on Al₂O₃
 Operating Temperature: -55 to +150°C

* Rating based on ≤100°C constant baseplate temperature

RE1206ZZ-XXXXJN-93 Dimensions:



RE1206ZZ-XXXXJN-93 Power Derating Curve



Dimensions in inches [mm]
 Tolerance is ± 0.010 [0.254]
 unless otherwise stated

Ordering Information:

RE	1206	ZZ	-	XXXX	J	N	-	93	UU
Prefix for Wraparound Resistor w/ Both Mounting Pads Extended	Size 1206	Value Code Examples 10R0 - 10Ω 1000 - 100Ω 1001 - 1KΩ 1004 - 1MΩ		Tolerance J - 5%	Normal Inspection Contact factory for additional options	Substrate 93 - 0.025" Al ₂ O ₃		Packaging Blank - Bulk TR - Tape and Reel WP - Waffle Pack	
Terminal Metallization	RoHS	Magnetic	Solder	Epoxy	Wirebond				
CT - 100% Matte Tin over Nickel over Silver	Yes	Yes	Yes	No	No				
CB - Sn62 over Nickel over Silver	No	Yes	Yes	No	No				

Barry Industries reserves the right to change part number and/or process without notification.

RE1206ZZ-XXXXJN-93 Reliability Specifications:

Parameter:	Test Condition:	Results:
Short Time Overload	Apply 1.1x Rated Power for 5 Seconds.	≤ 5.0% Resistance Shift
Rated Load Life	Apply 1/2 Power Under 40°C ±2°C 90 Minutes on/ 30 Minutes off. Repeat for 100 hours	≤ 5.0% Resistance Shift
Moisture Resistance	MIL-PRF-55342 para 4.8.9 95% RH, 25°C - 65°C	≤ 5.0% Resistance Shift
Resistance to Soldering Heat	MIL-STD-202 Method 210 and MIL-PRF-55342 Para 4.8.8.1	≤ 5.0% Resistance Shift
Resistance to Bonding Exposure	MIL-PRF-55342 Para 4.8.8.2	≤ 5.0% Resistance Shift
Solderability	MIL-PRF-55342 Para 4.8.12	>95% Covered
High Temperature Storage	125°C ±2°C for 500 Hours	1.) ≤ 5.0% Resistance Shift 2.) No Significant Abnormality (Visual)
Thermal Shock	-65°C to +150°C 30 Minutes Dwell, 5 Cycles	1.) ≤ 5.0% Resistance Shift 2.) No Significant Abnormality (Visual)

Barry Industries reserves the right to change part number and/or process without notification.